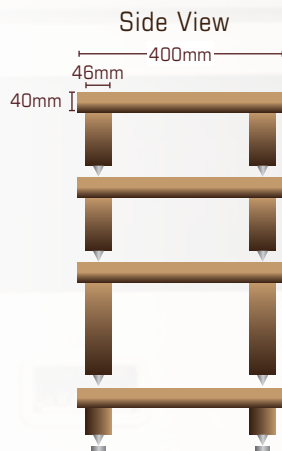
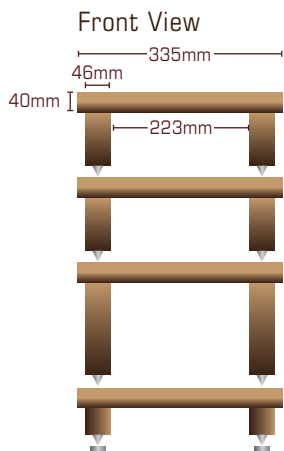


XS

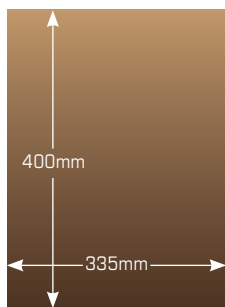


XS 335 x 400



If the standard options do not meet your requirements then please contact us and we will quote for a bespoke unit

Top View



- ▼ Solid hardwood construction
- ▼ Hand-made in the UK
- ▼ Each leg is removable for upgradability
- ▼ Each level is isolated from the next
- ▼ Modular construction with infinite choices of height
- ▼ Height adjustment isolation spikes with locating disc (stainless steel or black)
- ▼ Clear satin lacquer finish

Max Load Per Shelf	150kg
Isolation Spikes	Black / Stainless Steel
Solid Hardwoods	Oak, Cherry, Walnut, Maple, Mahogany, Satin Black
Standard Leg Heights (any available, no extra cost)	65mm, 85mm, 100mm, 120mm, 150mm, 200mm
Legs available in black as an extra	

