

 **MONITOR AUDIO**[®]
design for sound

SoundFrame **series**[®]





Desire

The SoundFrame range gives you a perfectly minimalist way to energise the choicest of interiors with breathtaking audio.

By blending our most imaginative driver and cabinet technologies we've created a miraculously thin loudspeaker that answers the call from interior designers world-wide for an easy way to combine great style with high-impact home entertainment. Having a fraction of the depth of even the smallest conventional speaker, and with a totally discreet in-wall option, the innovative SoundFrame design will preserve the look of a room while reproducing the pulsating audio quality of our world-famous speaker range.

Design

SoundFrame is an ultra-discreet loudspeaker available in a choice of two models, each with an in-wall or on-wall option. Its white or black matt cabinet has been developed to sit stylishly around wall-mounted flat screen displays for captivating home theatre sound, or in pairs as part of a high quality music system.

Frames pre-prepared in high gloss black/white piano lacquer or primed for your choice of colour, help SoundFrame speakers to co-ordinate beautifully with every room design. For the complete custom effect choose a complementary grille colour from our palette of pastel shades and stronger tones, or select from our "Lifestyle Image Gallery" (visit monitoraudio.co.uk/soundframe). Such versatility gives the SoundFrame models a chameleon-like ability to blend with room décor, yet their performance is anything but discreet.

Dynamic

High Performance On-Wall

We've utilised our most advanced driver technologies to raise the quality of on-wall speaker performance. Music and film sound, rich in detail and dynamic impact, is delivered by a true 3-way full-range driver configuration featuring a pivoting Inverted Dual Concentric (IDC®) 4-inch mid-range/1-inch tweeter module and an 6.5-inch C-CAM® bass driver. The innovative IDC module is able to pivot in all directions allowing you precisely to direct crucial frequencies toward the listening area for greater detail, imaging and fidelity. At the same time sound is directed away from room boundaries, eliminating the unnecessary reflections that can cloud performance. Conventional speakers do not possess this level of control. The drivers, including the large high-power bass speaker, feature advanced RST® cone technology, developed by Monitor Audio for our flagship speakers. RST's surface topology adds rigidity and strength but keeps the cone light and agile for a super-fast life-like response.

True EQ

You'll enjoy the rhythmic wideband fidelity of SoundFrame systems in any room, but if any high frequency 'boost' or 'cut' is required to meet personal taste or to adjust for room acoustics in softly furnished or hard reflective spaces, the high frequency switch on both on-wall and in-wall models will raise or lower levels by 3dB.

Discreet



High Performance In-Wall

For the finest blend with décor and the latest ultra-thin wall-mounted TVs, the SoundFrame in-wall (i-W) models offer an easy, elegant way to conceal the entire cabinet in a wall cavity.

In technology and performance the two in-wall models are identical to their on-wall versions but achieve the ultimate flush-fitted look. Prefixed brackets and a redesigned surround facilitate the appearance of a hanging photo frame, which is possible only by mounting in-wall.

SoundFrame's i-W design is quick and easy to install. The unit simply slides into the wall cavity and is secured on four pre-fixed corner brackets. The high-gloss lacquer frame clips into place, concealing the corner fixings for a super-clean union with décor, just 19mm from the wall. As with the on-wall SoundFrame models, the connecting cable runs in the wall cavity, enters from the back and is connected at the front to provide the essential wire-free look.

Definitive

Easy Installation

Whether on-wall or in-wall, an ingeniously easy front connection system allows for uncomplicated installation in three steps.

On-wall option



In-wall option



1. **On-wall option** - the cabinet is fixed to the wall using the keyhole fixings and template provided. **In-wall option** - pre-fixed brackets are utilised to hold the unit securely in the wall cavity

2. Cable from the wall cavity passes through the back of the cabinet and connects with the front mounted terminals.

3. Once your SoundFrame speaker is connected, the grille simply pushes on to the cabinet followed by the frame.

SoundFrame Features

- Ultra-slim on-wall profile
- Proven metal driver performance developed over 37 years
- A choice of high gloss black, high gloss white or paintable grille frame provides a seamless blend with any interior
- Perfect integration with all Monitor Audio loudspeaker ranges
- Directable sound via our proprietary IDC module
- Quick and easy installation
- Through-hole front terminal connection
- High frequency controls
- Option to mount 'in-wall' for an even slimmer profile



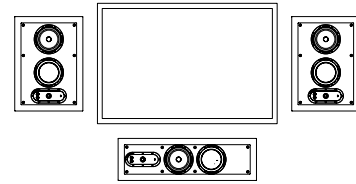
Detail

The SoundFrame range comprises two models, SF1 and SF2, each with an in-wall and on-wall option. SoundFrame 1 adopts the aspect ratio of a typical picture frame and is designed for music and film sound applications in front left/right and surround locations. SoundFrame 2's proportions are more akin to a longer centre-channel speaker for visual harmony with thin TVs or projection screens. It can also be used 'in portrait' to flank larger displays. The intrinsic flexibility of the pivoting IDC driver module means that SoundFrame models will keep their brilliant sound at any angle according to room design.

Discover

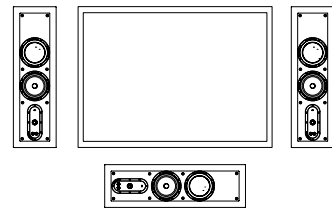
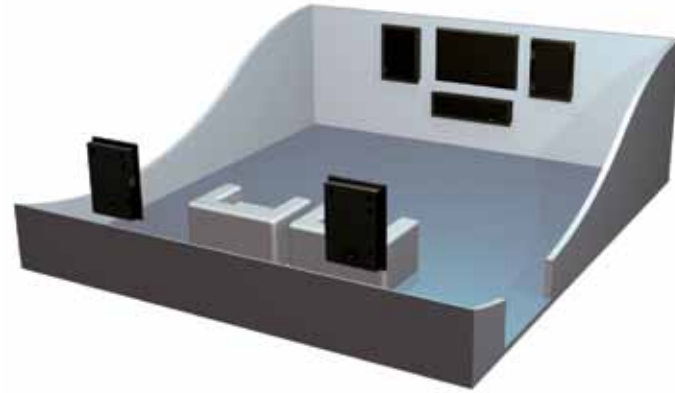
Partnering our in-wall, on-wall, floor and stand-mounting speakers, the SoundFrame models deliver a seamless fusion of acoustic and interior design to achieve the perfect and hitherto elusive blend of superior sound and décor that all style conscious home entertainment lovers seek. The path to better high fidelity music and film sound solutions for the home begins right here.

Example configurations:



Example Installation A:

- 2 x SoundFrame 1 in front left and right Channels.
- 1 x SoundFrame 2 in the centre position.
- 2 x SoundFrame 1 in rear channels.

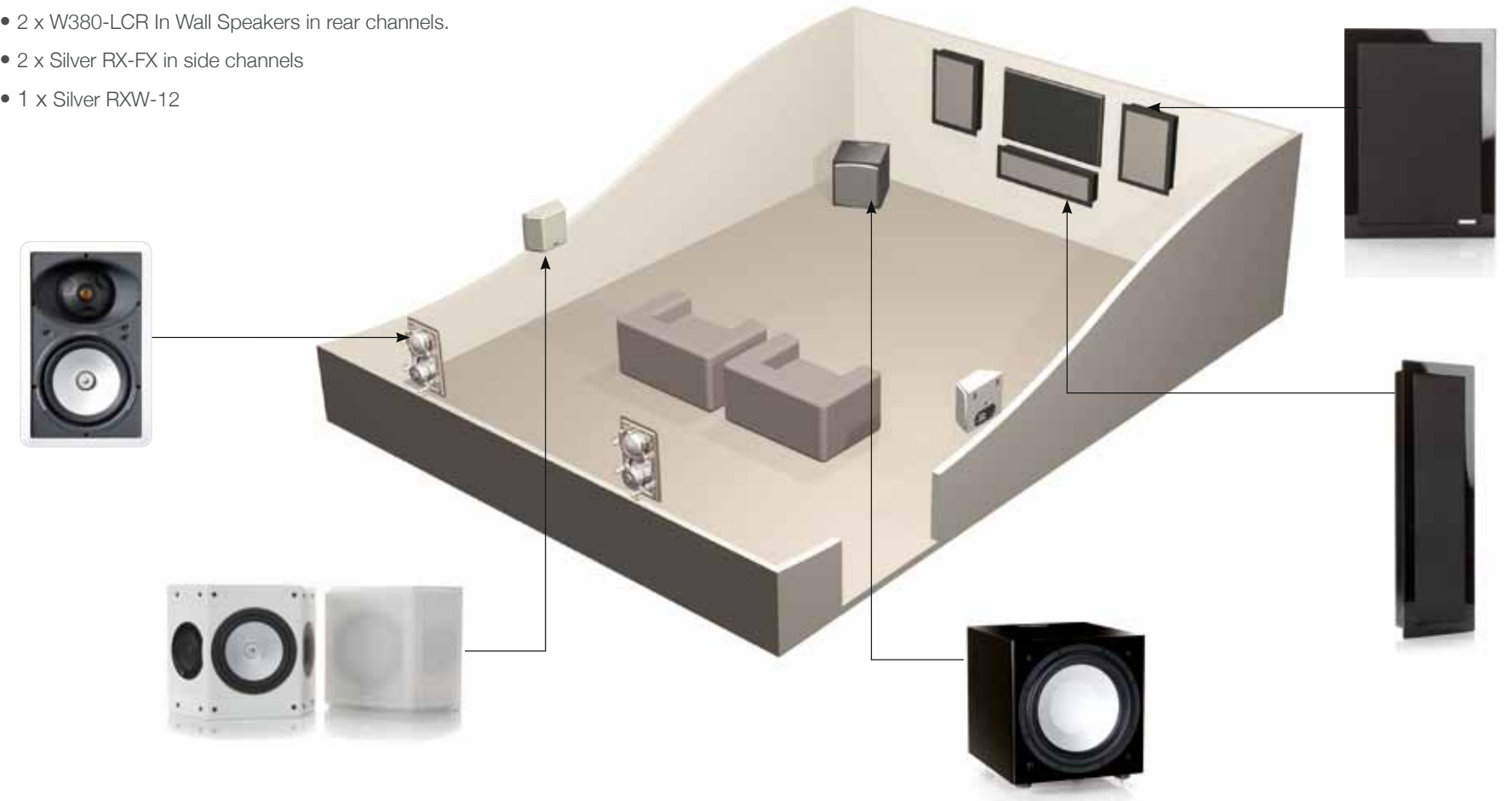


Example Installation B:

- 3 x SoundFrame 2 in front left, right and centre positions for larger displays.
- 2 x SoundFrame 1 in rear channel positions.

Example Installation C:

- 2 x SoundFrame 1 in front left and right Channels.
- 1 x SoundFrame 2 in the centre position.
- 2 x W380-LCR In Wall Speakers in rear channels.
- 2 x Silver RX-FX in side channels
- 1 x Silver RXW-12





Resolve the conflict between great sound and décor forever.

Colour Grille Options

To further help SoundFrame blend seamlessly with any interior space, a number of colour grille options are available from your Monitor Audio Dealer. Use the serial number next to the colour name when ordering.



Ocean Blue (GSF2OB)



Burgundy (GSF2BY)



Sky Blue (GSF2SB)



Sandstone (GSF2S)



Light Grey (GSF2LG)



Ocean Blue (GSF1OB)



Burgundy (GSF1BY)



Sky Blue (GSF1SB)



Sandstone (GSF1S)



Light Grey (GSF1LG)

Lifestyle grille options

Blend our stylish art grilles with your colour scheme or make a statement with an exclusive mix of stunning photographic grille options. Whatever your selection, it's guaranteed to provide the final flourish to your room decor when combined with our high gloss black, white or primed for custom colour frames.


To view the latest range of lifestyle grille designs, please visit:
Monitoraudio.co.uk/soundframe





Specifications

Model		SoundFrame 1	SoundFrame 1 i-W	SoundFrame 2	SoundFrame 2 i-W
Dimensions (h x w x d) Including Frame	(mm)	539 x 389 x 87.5	552 x 402 x 87.5	790 x 240 x 87.5	802.5 x 252.5 x 87.5
Dimensions (h x w x d) Including Frame	(inches)	21 ¹ / ₄ x 15 ⁵ / ₁₆ x 3 ⁷ / ₁₆	21 ³ / ₄ x 15 ¹³ / ₁₆ x 3 ⁷ / ₁₆	31 ¹ / ₈ x 9 ⁷ / ₁₆ x 3 ⁷ / ₁₆	31 ⁵ / ₈ x 9 ¹⁵ / ₁₆ x 3 ⁷ / ₁₆
Cut-out Dimensions (h x w x d)	(mm)	n/a	500 x 350 x 75	n/a	750 x 200 x 75
Cut-out Dimensions (h x w x d)	(inches)	n/a	19 ¹¹ / ₁₆ x 13 ³ / ₄ x 2 ¹⁵ / ₁₆	n/a	29 ¹ / ₂ x 7 ⁷ / ₈ x 2 ¹⁵ / ₁₆
Depth from wall	(mm)	87.5	19	87.5	19
Depth from wall	(inches)	3 ⁷ / ₁₆	³ / ₄	3 ⁷ / ₁₆	³ / ₄
Weight	(kg)	7.44	7.53	7.06	7.26
Weight	(lbs)	16.37	16.6	15.53	16

All Models	
Frequency Response	55Hz – 35kHz
Sensitivity	86dB
System Configuration	3 way
Driver Complement	1 x 6.5" C-CAM® mid/bass driver with RST®II technology, 1 x 4" IDC® mid-range driver with dual concentric 1" C-CAM® gold dome tweeter.
Power Handling (RMS)	100W
Maximum SPL (each @1m)	106 dBA
Recommended Amplifier Requirements (RMS)	25-100W
Bass Alignment	Sealed Box
Nominal Impedance	8 ohms
Crossover Frequency	550Hz & 3.3kHz
Finishes	<p>Matt white cabinet with white high gloss piano lacquer frame.</p> <p>Matt black cabinet with black high gloss piano lacquer frame.</p> <p>Matt white cabinet with white primed frame (paint-able).</p> 



Monitor Audio Ltd
24 Brook Road, Rayleigh
Essex, SS6 7XJ
England
Tel: + 44 (0)1268 740580
Fax: + 44 (0)1268 740589
Email: info@monitoraudio.co.uk

monitoraudio.com
Designed in the United Kingdom